


Assembly Instructions



Important:
Read these instructions before use

Martin Lishman Ltd

Unit 2B Roman Bank, Bourne, PE10 9LQ

Tel: +44 (0)1778 426600

www.martinlishman.com

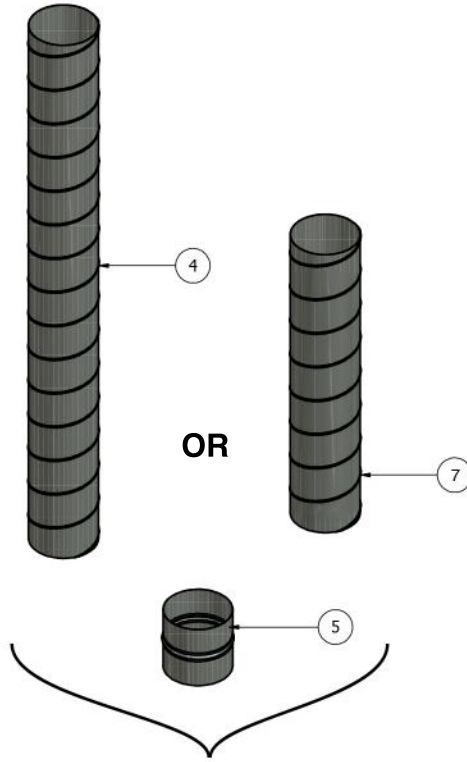
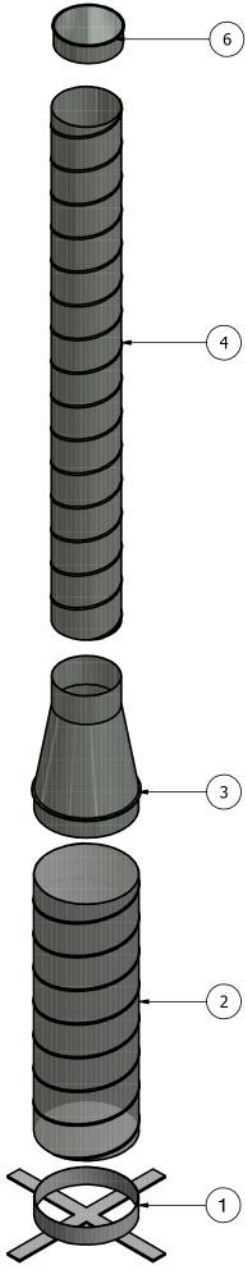
 @Martin_Lishman

 /martinlishmanltd

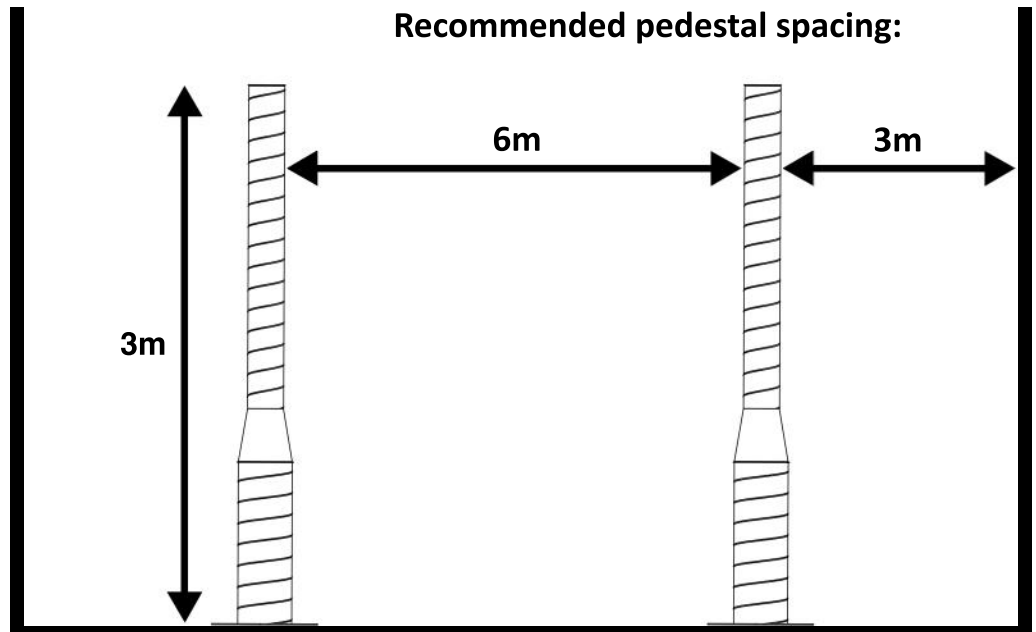
Martin Lishman

P2 Pedestal

PARTS LIST			
ITEM	PART No	DESCRIPTION	QTY
1	P2B	P2 PILE-DRY BASE PLATE	1
2	P2P	P2 PILE-DRY PERFORATED PIPE	1
3	P2R	P2 PILE-DRY REDUCER	1
4	P26T	P2 PILE-DRY 1.8m (6') PLAIN PIPE	1
5	P2C	P2 CONNECTOR	OPTIONAL
6	P2EC	P2 PILE-DRY END CAP	1
7	P23T	P2 PILE-DRY 0.9 (3') PLAIN PIPE	OPTIONAL



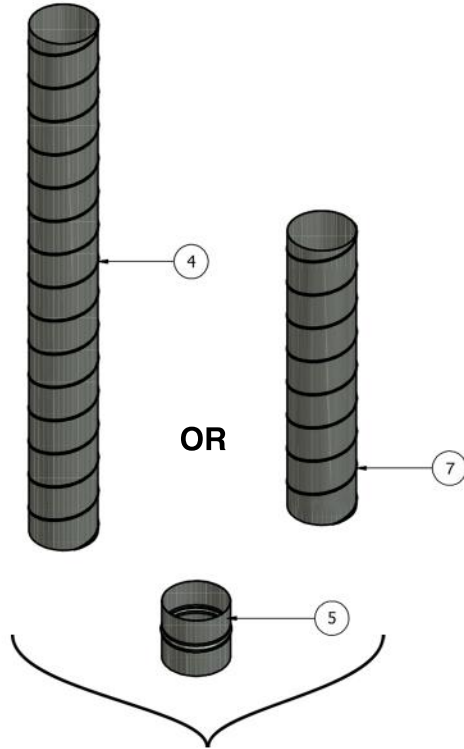
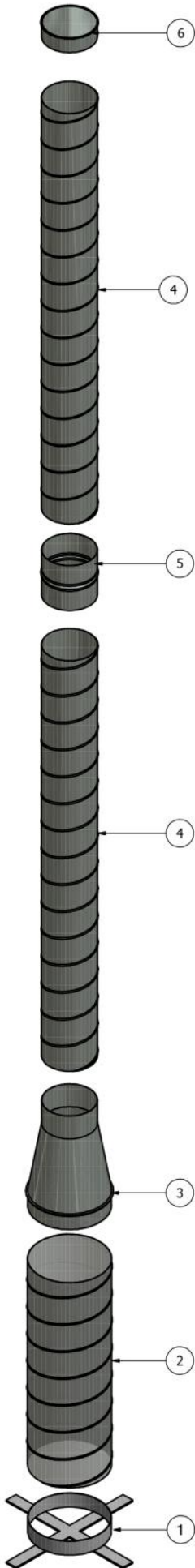
Parts required to extend height
Maximum height: 4.8m



Martin Lishman

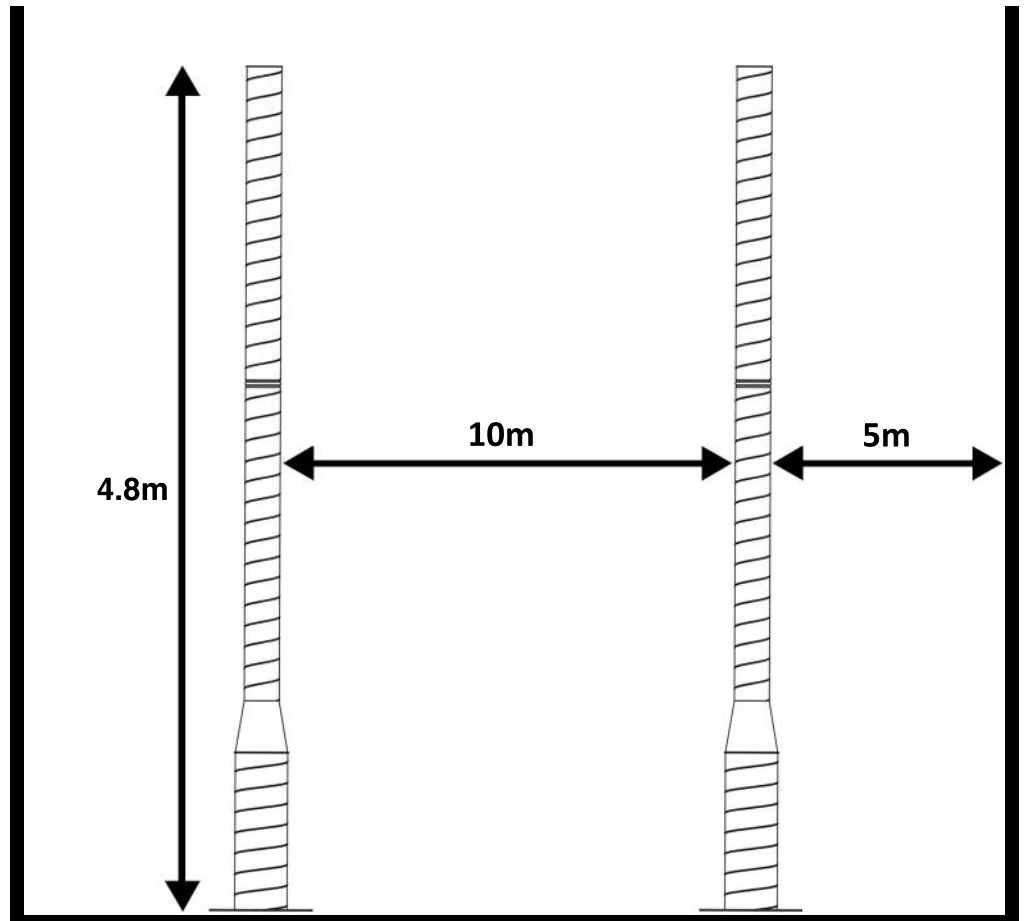
P3 Pedestal

PARTS LIST			
ITEM	PART No	DESCRIPTION	QTY
1	P3B	P3 PILE-DRY BASE PLATE	1
2	P3P	P3 PILE-DRY PERFORATED PIPE	1
3	P3R	P3 PILE-DRY REDUCER	1
4	P36T	P3 PILE-DRY 1.8m (6') PLAIN PIPE	2
5	P3C	P3 CONNECTOR	1
6	P3EC	P3 PILE-DRY END CAP	1
7	P33T	P3 PILE-DRY 0.9 (3') PLAIN PIPE	OPTIONAL



Parts required to extend height
Maximum height: 12m

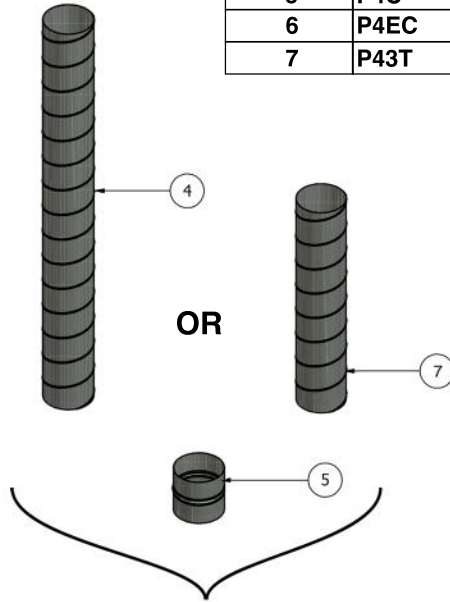
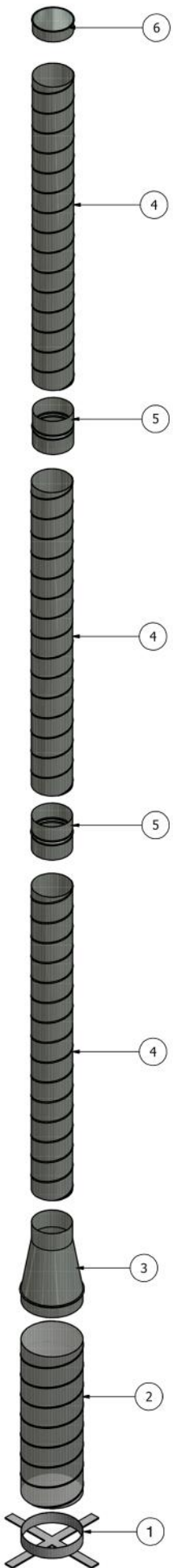
Recommended pedestal spacing:



Martin Lishman

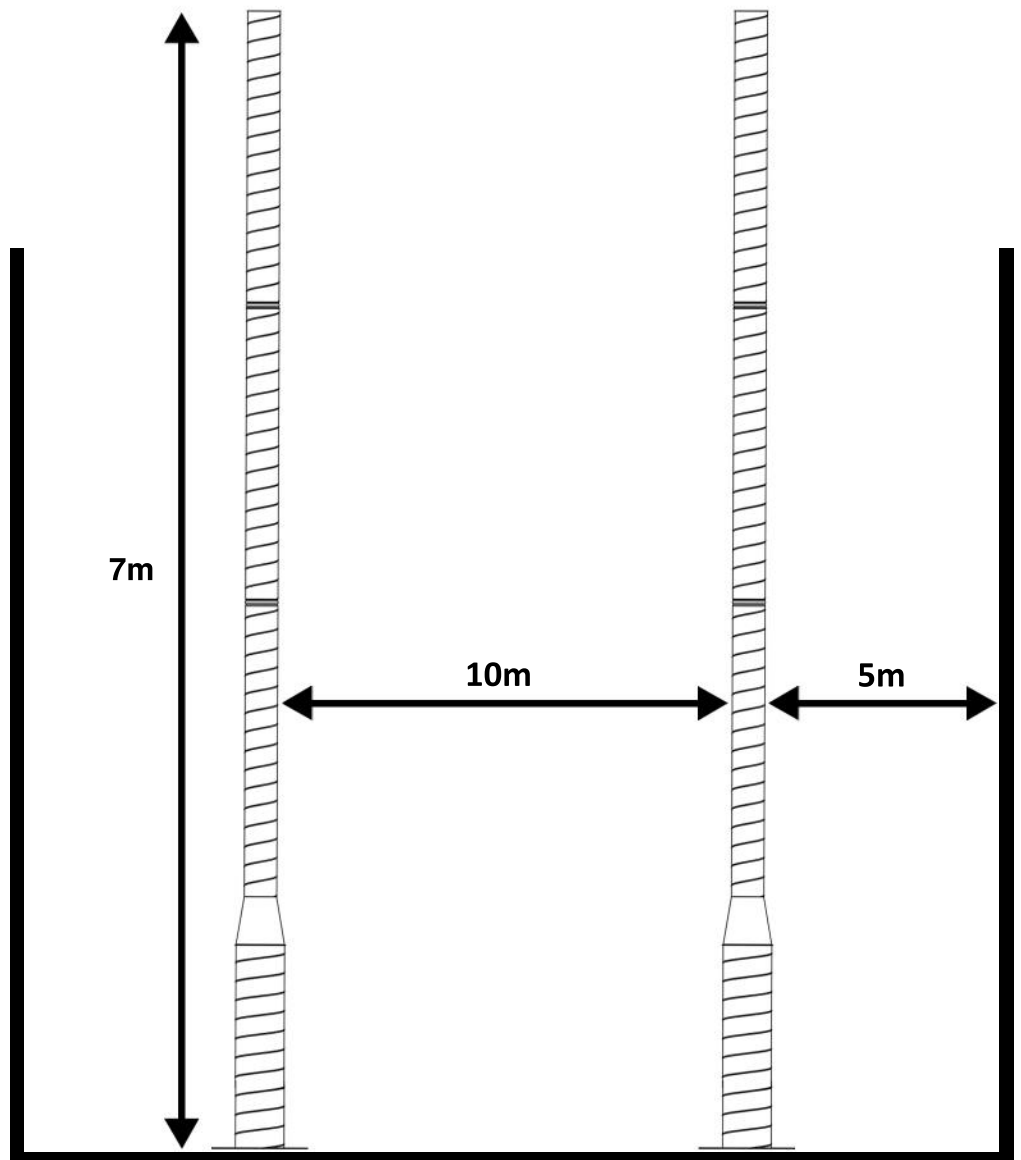
P4 Pedestal

PARTS LIST			
ITEM	PART No	DESCRIPTION	QTY
1	P4B	P4 PILE-DRY BASE PLATE	1
2	P4P	P4 PILE-DRY PERFORATED PIPE	1
3	P4R	P4 PILE-DRY REDUCER	1
4	P46T	P4 PILE-DRY 1.8m (6') PLAIN PIPE	3
5	P4C	P4 CONNECTOR	2
6	P4EC	P4 PILE-DRY END CAP	1
7	P43T	P4 PILE-DRY 0.9 (3') PLAIN PIPE	OPTIONAL



Parts required to extend height
Maximum height: 17m

Recommended pedestal spacing:



P2



P3



P4

